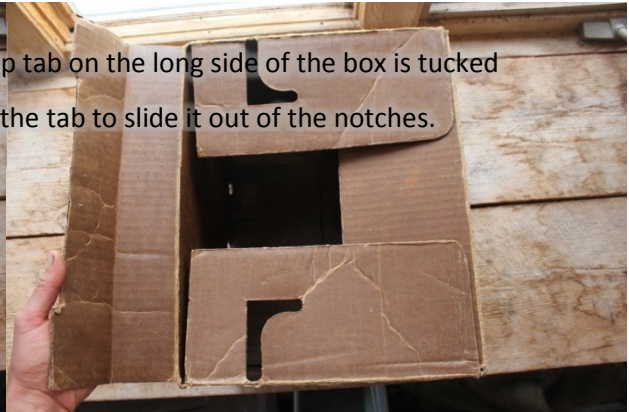
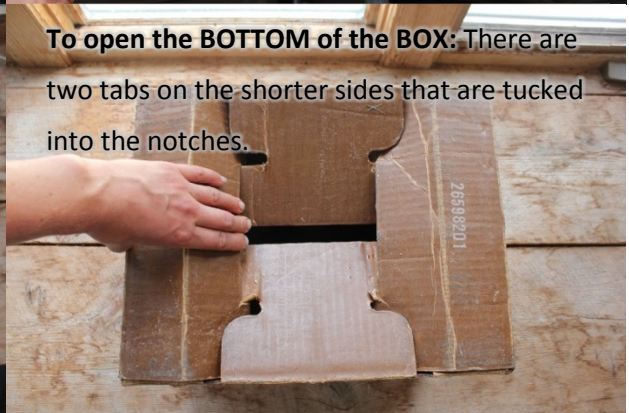


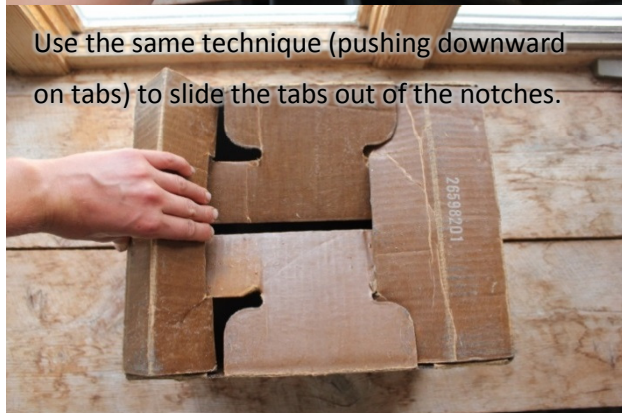
How to open the TOP of the BOX: The top tab on the long side of the box is tucked into 2 L-shaped notches. Push **DOWN** on the tab to slide it out of the notches.



INCORRECT. Do NOT pull UP on the tabs. This causes the boxes to rip which means we must buy new ones making our costs (and our prices) go up!



To open the BOTTOM of the BOX: There are two tabs on the shorter sides that are tucked into the notches.



Use the same technique (pushing downward on tabs) to slide the tabs out of the notches.



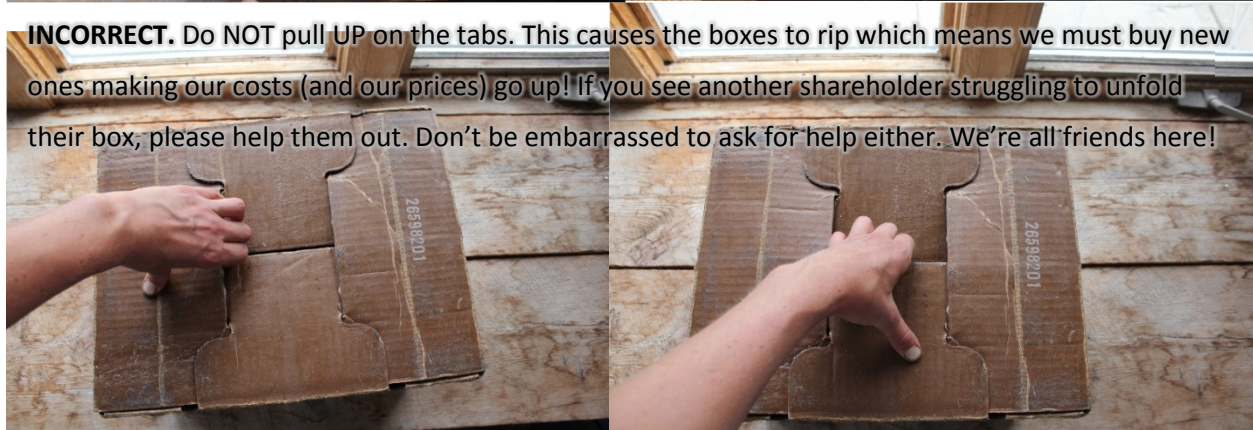
Alternately, you can use your thumbs to push downward and release both sides at the same time.



Once tabs are released, unfold the long sides to flatten completely.



Leave the flattened boxes in a neat pile at your pickup site. Make sure the space is left tidy. No veggie scraps on the ground, please!



INCORRECT. Do NOT pull UP on the tabs. This causes the boxes to rip which means we must buy new ones making our costs (and our prices) go up! If you see another shareholder struggling to unfold their box, please help them out. Don't be embarrassed to ask for help either. We're all friends here!